

# RICHMOND HOUSE INVESTMENT MANAGEMENT

## RHIM CAUTIOUS MODEL FACTSHEET

The RHIM Cautious model aims to deliver capital growth over the medium term, with lower volatility than the sector average using collective investment schemes (funds). Asset allocation will be actively managed whilst maintaining a cautious risk profile. This is a multi-asset portfolio which may invest between 25% and 45% in traditional equity funds which will include UK and overseas equities. The remainder will be invested in lower risk funds such as targeted absolute return funds and at least 35% across fixed income and property. The model is also permitted to hold up to 10% in cash when deemed appropriate. In order to deliver returns in excess of cash over the longer term investors must accept that the investment could fall in value, particularly in the short term. The model will sit within risk profile 4 on a scale of 1-10, where 1 is cash and 10 is 100% high risk equity markets. Please see the reverse for historical volatility and peak to trough data.

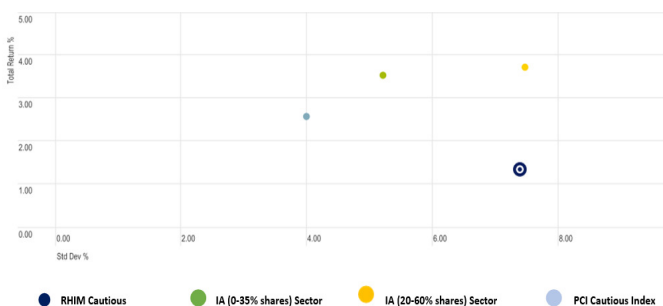


### Commentary

### August 2020 UPDATE

The Cautious model continued its recent run of good performance into August by rising 1.4% and outperforming its peer group by 0.6%. The US dollar continued to weaken and this was beneficial in several ways. The currency-hedged share class of the Artemis US Select fund, which is in the model, was up 5.0% in August while the unhedged share class was up 3.6%. The weaker dollar is also good for Asia and emerging markets and the JPM Asia Growth fund was up 6.2% in August and the RWC Global Emerging Markets fund was up 4.1%. The UK's FTSE 100 was one of the weaker markets, up 1.8% in the month, but we prefer smaller companies for their higher growth and adaptability and the Franklin UK Smaller Companies fund was up 4.2%. The strategic bond funds were down slightly as comments from the U.S. Federal Reserve caused bond yields to rise. The real asset and infrastructure funds that we prefer instead were up nearly 2%. While we expect a short-term correction before the U.S. authorities launch more stimulus packages, we believe the Cautious model should continue to do well as the dollar weakens.

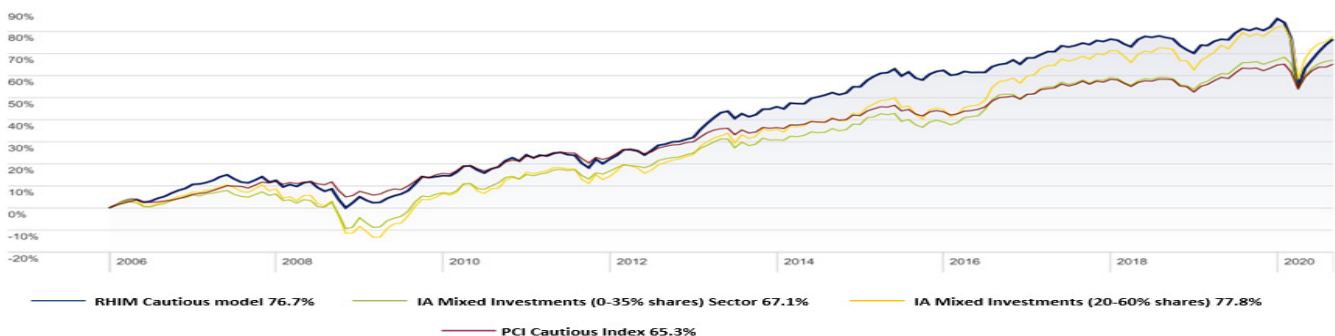
Risk Return (5 years) as at 30th June 2020



Performance (Cumulative) as at 31st August 2020

	1 year	5 years	10 years	Since Inception
<b>RHIM Model</b>	-2.19%	11.13%	48.98%	76.66%
<b>PCI Return</b>	1.23%	15.91%	39.36%	65.29%
<b>IA Sector</b>	0.27%	23.09%	56.63%	72.42%

Performance Chart since inception

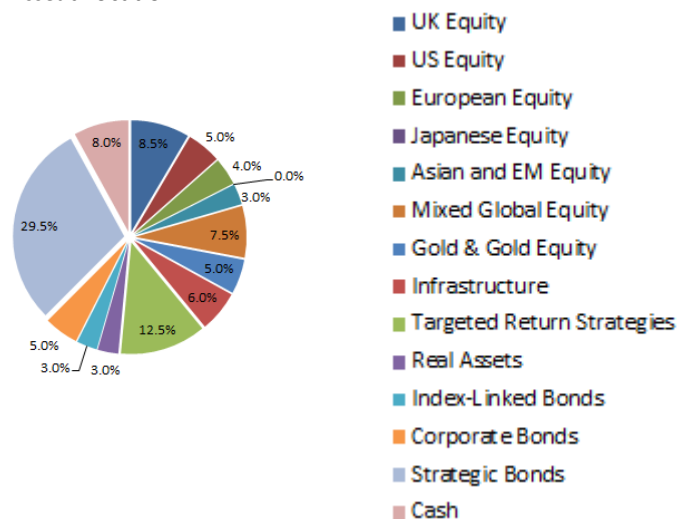


# RICHMOND HOUSE

## INVESTMENT MANAGEMENT

<b>Key Facts</b>	RHIM Cautious
<b>Launch Date</b>	1 <sup>st</sup> January 2006
<b>IA Sector</b>	50% IA 0-35 % Sector 50% IA 20-60% Sector
<b>Private Client Index (PCI)</b>	PCI Cautious Index
<b>RHIM Fee</b>	0.5% + VAT
<b>No. Holdings</b>	19
<b>Historical Yield</b>	2.38% (as at 31.08.20)

Asset allocation



The Historic Yield reflects distributions declared over the past twelve months as a percentage of the valuation as at the date shown. Investors may be subject to tax on their distributions.

Risk Statistics-Data as at 30 <sup>th</sup> June 2020	Annualised Return	Annualised Volatility	Worst Peak to Trough
---	-------------------	-----------------------	----------------------

Risk Statistics-Data as at 30 <sup>th</sup> June 2020	Annualised Return	Annualised Volatility	Worst Peak to Trough
<b>RHIM Model – 3 years</b>	0.42%	9.21%	-16.82%
<i>IA Sector</i>	<i>1.77%</i>	<i>7.22%</i>	<i>-10.86%</i>
<b>RHIM Model – 5 years</b>	1.34%	7.40%	-16.82%
<i>IA Sector</i>	<i>3.61%</i>	<i>6.35%</i>	<i>-10.86%</i>
<b>RHIM Model – since inception</b>	3.77%	5.94%	-16.82%
<i>IA Sector</i>	<i>3.73%</i>	<i>6.31%</i>	<i>-18.85%</i>

### Risk

Higher-risk investments tend to experience greater volatility, which means they are likely to go up and down in value more often and by larger amounts than lower-risk investments. In return, higher-risk investments have the potential to produce higher returns over the long term, although this is not guaranteed. If you do not understand the risks involved with the portfolio it is important that you seek clarification from your Financial Adviser before making an investment.

### This Factsheet

This factsheet demonstrates the exposure, characteristics and performance of the named RHIM model. Your actual portfolio may differ depending on your individual circumstances. All features described in this fact sheet are current at the time of publication and may be changed in the future.

### Currency

Some funds will hold overseas assets and as a result will also have exposure to overseas currencies. Exchange rates can fluctuate and may cause the value of the investment to rise or fall.

### Investment Term

It is generally accepted that equity investments should be regarded as long term investments and should be held for a minimum of five years, ideally longer. Your time horizon and capacity for loss are important considerations when selecting the most appropriate RHIM model.

### Property Funds

The value of property is generally a matter of a valuer's opinion which may not be readily realisable. There are liquidity risks associated with investing in property whereby encashments may be delayed waiting for properties to be sold.

### Performance

It should be noted that past performance is not necessarily a guide to future performance. The price of shares/units and income from them may fall as well as rise and is not guaranteed. RHIM Performance illustrated is net of fund charges, but does not include Richmond House Investment Management discretionary management fees, nor fees that may be incurred through your Financial Adviser. PCI returns are net of the Discretionary Manager charges and use provisional data.